








WINSTAR

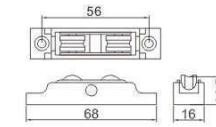
UPVC HARDWARES & ACCESSORIES CATALOGUE

	ROLLER	02-08
	HANDLE	09-11
	ESPAG ROD	12-14
	DOOR LOCK	15
	HINGE	16-17
	CRESCENT LOCK	18-19
	ACCESSORIES	20

ROLLER



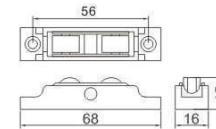
LH-SR01



- Double Roller
- Load capacity : 55kg/pair
 - Frame Material : Zinc alloy
 - Wheel material : Q235
 - Surface treatment : Chrome plated



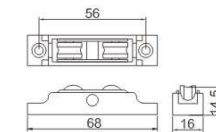
LH-SR02



- Double Roller
- Load capacity : 55kg/pair
 - Frame Material : Zinc alloy
 - Wheel material : Q235
 - Surface treatment : Chrome plated



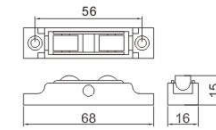
LH-SR03



- Double Roller
- Load capacity : 55kg/pair
 - Frame Material : Zinc alloy
 - Wheel material : POM
 - Surface treatment : Chrome plated



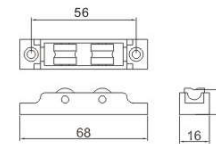
LH-SR04



- Double Roller
- Load capacity : 55kg/pair
 - Frame Material : Zinc alloy
 - Wheel material : POM
 - Surface treatment : Chrome plated



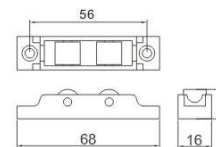
LH-SR05



- Double Roller
- Load capacity : 50kg/pair
 - Frame Material : Zinc alloy
 - Wheel material : Q235/POM
 - Surface treatment : Zinc plated



LH-SR06

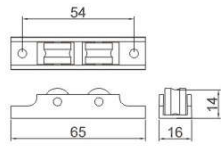


- Double Roller
- Load capacity : 50kg/pair
 - Frame Material : Zinc alloy
 - Wheel material : Q235/POM
 - Surface treatment : Zinc plated

ROLLER



LH-SR07

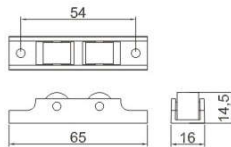


Double Roller

- Load capacity : 50kg/pair
- Frame Material : Aluminum alloy
- Wheel material : Q235
- Surface treatment : Oxidized



LH-SR08

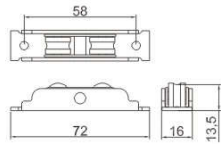


Double Roller

- Load capacity : 50kg/pair
- Frame Material : Aluminum alloy
- Wheel material : Q235
- Surface treatment : Oxidized



LH-SR09

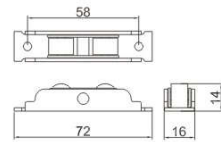


Double Roller

- Load capacity : 55kg/pair
- Frame Material : MS
- Wheel material : Q235/POM
- Surface treatment : Chrome/Zinc plated



LH-SR10

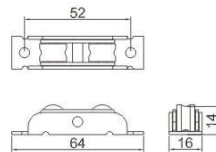


Double Roller

- Load capacity : 55kg/pair
- Frame Material : MS
- Wheel material : Q235/POM
- Surface treatment : Chrome/Zinc plated



LH-SR11

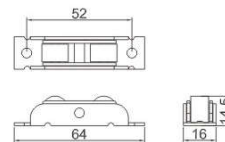


Double Roller

- Load capacity : 55kg/pair
- Frame Material : MS/SS430/SS304
- Wheel material : POM



LH-SR12



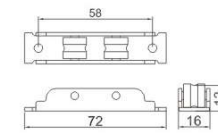
Double Roller

- Load capacity : 55kg/pair
- Frame Material : MS/SS430/SS304
- Wheel material : POM

ROLLER



LH-SR13

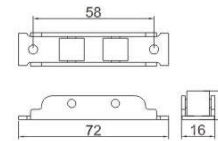


Double Roller

- Load capacity : 50kg/pair
- Frame Material : MS
- Wheel material : Q235
- Surface treatment : Chrome plated



LH-SR14

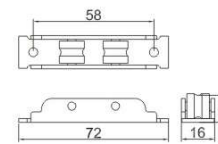


Double Roller

- Load capacity : 50kg/pair
- Frame Material : MS
- Wheel material : Q235
- Surface treatment : Chrome plated



LH-SR15

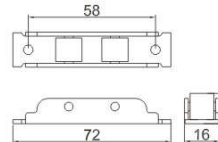


Double Roller

- Load capacity : 55kg/pair
- Frame Material : MS
- Wheel material : POM
- Surface treatment : Chrome plated



LH-SR16

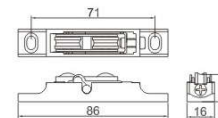


Double Roller

- Load capacity : 55kg/pair
- Frame Material : MS
- Wheel material : POM
- Surface treatment : Chrome plated



LH-SR17

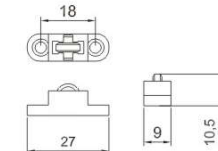


Adjustable window roller

- Load capacity : 55kg/pair
- Frame Material : Zinc alloy
- Wheel material : POM
- Surface treatment : Chrome plated



LH-SR18



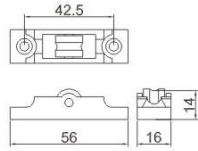
Mesh window roller

- Frame Material : Plastic
- Wheel material : MS

ROLLER



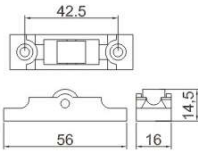
LH-SR19



- Single Roller
- Load capacity : 35kg/pair
 - Frame Material : Zinc alloy
 - Wheel material : Q235/POM
 - Surface treatment : Chrome plated



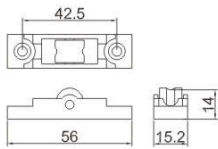
LH-SR20



- Single Roller
- Load capacity : 35kg/pair
 - Frame Material : Zinc alloy
 - Wheel material : Q235/POM
 - Surface treatment : Chrome plated



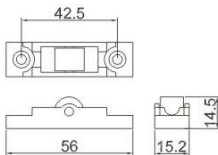
LH-SR21



- Single Roller
- Load capacity : 35kg/pair
 - Frame Material : Zinc alloy
 - Wheel material : Q235
 - Surface treatment : Chrome plated



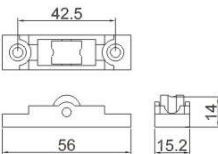
LH-SR22



- Single Roller
- Load capacity : 35kg/pair
 - Frame Material : Zinc alloy
 - Wheel material : Q235
 - Surface treatment : Chrome plated



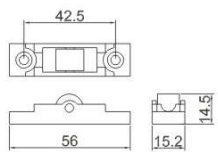
LH-SR23



- Single Roller
- Load capacity : 35kg/pair
 - Frame Material : Zinc alloy
 - Wheel material : POM
 - Surface treatment : Chrome plated



LH-SR24

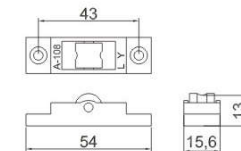


- Single Roller
- Load capacity : 35kg/pair
 - Frame Material : Zinc alloy
 - Wheel material : POM
 - Surface treatment : Chrome plated

ROLLER



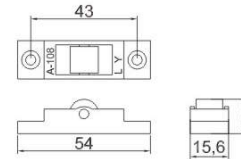
LH-SR25



- Single Roller
- Load capacity : 30kg/pair
 - Frame Material : Zinc alloy
 - Wheel material : Q235
 - Surface treatment : Chrome plated



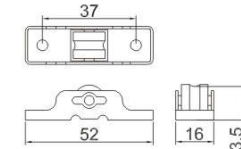
LH-SR26



- Single Roller
- Load capacity : 30kg/pair
 - Frame Material : Zinc alloy
 - Wheel material : Q235
 - Surface treatment : Chrome plated



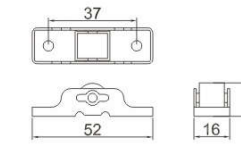
LH-SR27



- Single Roller
- Load capacity : 30kg/pair
 - Frame Material : MS/SS430/SS304
 - Wheel material : POM



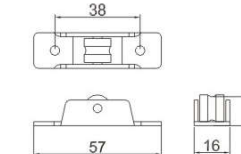
LH-SR28



- Single Roller
- Load capacity : 30kg/pair
 - Frame Material : MS/SS430/SS304
 - Wheel material : POM



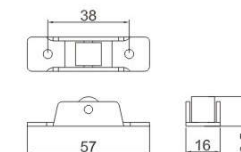
LH-SR29



- Single Roller
- Load capacity : 30kg/pair
 - Frame Material : MS
 - Wheel material : POM/Q235
 - Surface treatment : Chrome plated



LH-SR30

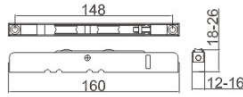


- Single Roller
- Load capacity : 30kg/pair
 - Frame Material : MS
 - Wheel material : POM/Q235
 - Surface treatment : Chrome plated

ROLLER



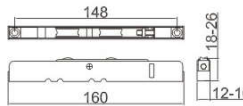
LH-SR31



- Adjustable Door Roller
- Load capacity : 90kg/pair
 - Frame Material: MS/SS304
 - Wheel material: POM with bearing



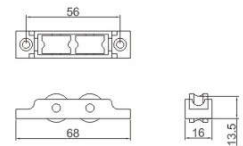
LH-SR32



- Adjustable Door Roller
- Load capacity : 55kg/pair
 - Frame Material: MS
 - Wheel material: Copper
 - Surface treatment: Colorful zinc plated



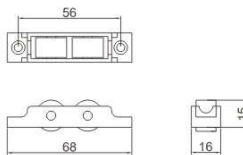
LH-SR33



- Double Door Roller
- Load capacity : 55kg/pair
 - Frame Material: Zinc alloy
 - Wheel material: Q235
 - Surface treatment: Zinc plated



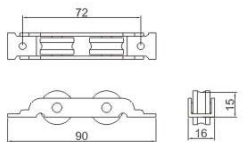
LH-SR34



- Double Door Roller
- Load capacity : 55kg/pair
 - Frame Material: Zinc alloy
 - Wheel material: Q235
 - Surface treatment: Zinc plated



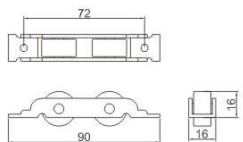
LH-SR35



- Double Door Roller
- Load capacity : 90kg/pair
 - Frame Material: MS
 - Wheel material: POM with bearing
 - Surface treatment: Chrome plated



LH-SR36

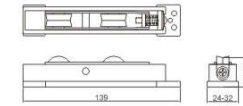


- Double Door Roller
- Load capacity : 90kg/pair
 - Frame Material: MS
 - Wheel material: POM with bearing
 - Surface treatment: Chrome plated

ROLLER



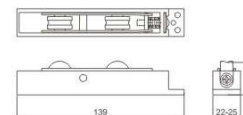
LH-SR37



- Double Roller
- Load capacity : 90kg/pair
 - Frame Material: PA66
 - Wheel material: POM with bearing



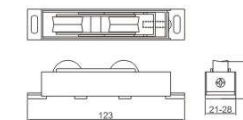
LH-SR38



- Double Roller
- Load capacity : 90kg/pair
 - Frame Material: PA66
 - Wheel material: POM with bearing



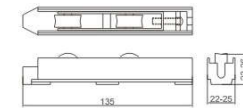
LH-SR39



- Double Roller
- Load capacity : 60kg/pair
 - Frame Material : PA66
 - Wheel material : POM with bearing



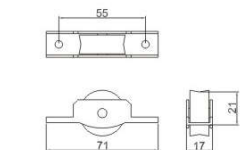
LH-SR40



- Double Roller
- Load capacity : 60kg/pair
 - Frame Material : PA66
 - Wheel material : POM with bearing



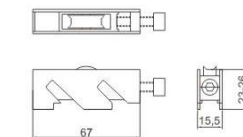
LH-SR41



- Single Roller
- Load capacity : 45kg/pair
 - Frame Material : MS
 - Wheel material : POM with bearing
 - Surface treatment : Zinc plated



LH-SR42

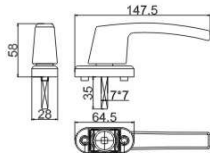


- Single Roller
- Load capacity : 45kg/pair
 - Frame Material : Zinc alloy
 - Wheel material : POM with bearing
 - Surface treatment: Colorful zinc plated

HANDLE



LH-HD01

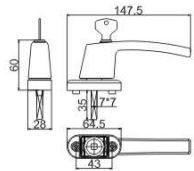


Window Handle

- Usage: Sliding or inward casement
- Handle material : Aluminum alloy
- Seat material : Zinc alloy
- Surface treatment : Powder coated



LH-HD02

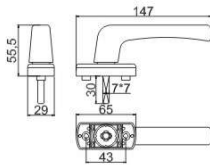


Window Handle With Key

- Usage: Sliding or inward casement
- Handle material : Aluminum alloy
- Seat material : Zinc alloy
- Surface treatment : Powder coated



LH-HD03

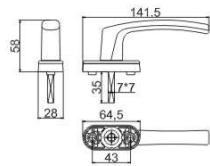


Window Handle

- Usage: Sliding or inward casement
- Handle material : Aluminum alloy
- Seat material : Aluminum alloy
- Surface treatment : Powder coated



LH-HD04

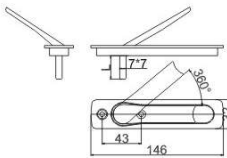


Sliding Window Handle

- Usage: Sliding or inward casement
- Handle material : Aluminum alloy
- Seat material : Plastic
- Surface treatment : Powder coated



LH-HD05

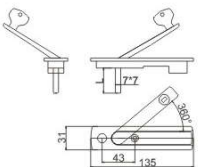


POP UP Handle

- Usage: Sliding or inward casement
- Material : Zinc alloy
- Surface treatment : powder coated



LH-HD06



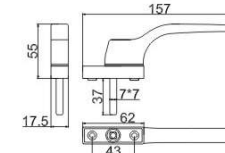
POP UP Handle with key

- Usage: Sliding or inward casement
- Material : Zinc alloy
- Surface treatment : powder coated

HANDLE



LH-HD07

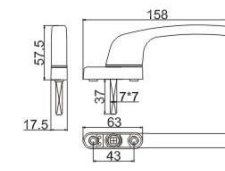


Casement Window Handle

- Usage : Outward casement
- Handle material : Aluminum alloy
- Seat material : Aluminum alloy
- Surface treatment : Powder coated



LH-HD08

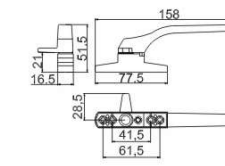


Casement Window Handle

- Usage : Outward casement
- Handle material : Zinc alloy
- Seat material : Zinc alloy
- Surface treatment : Powder coated



LH-HD09

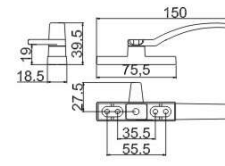


Cockspur Handle(L/R)

- Usage : Top up hung or Outward casement
- Handle material : Aluminum alloy
- Seat material : Zinc alloy
- Surface treatment : Powder coated



LH-HD10

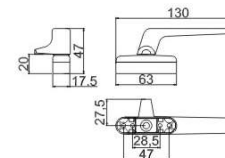


Cockspur Handle(L/R)

- Usage : Top up hung or Outward casement
- Handle material : Aluminum alloy or zinc alloy
- Seat material : Zinc alloy
- Surface treatment : Powder coated



LH-HD11

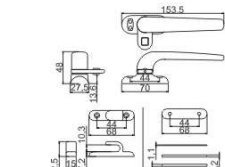


Cockspur Handle(L/R)

- Usage: Top up hung or Outward casement
- Handle material : Aluminum alloy or zinc alloy
- Seat material : Zinc alloy
- Surface treatment : Powder coated



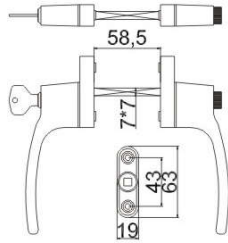
LH-HD12



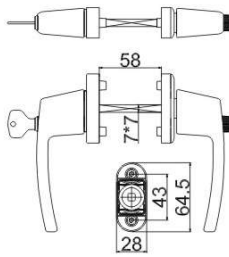
Sash Jammer (L/R)

- Usage: Top up hung or outward casement
- Handle material : Aluminum alloy
- Seat material : Zinc alloy
- Surface treatment : Powder coated

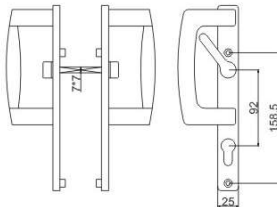
HANDLE



- Double Door Handle
- Usage : Door
 - Handle material : Aluminum alloy
 - Seat material : Zinc alloy
 - Surface treatment : Powder coated



- Double Door Handle
- Usage: Door
 - Handle material : Aluminum alloy
 - Seat material : Zinc alloy
 - Surface treatment : Powder coated


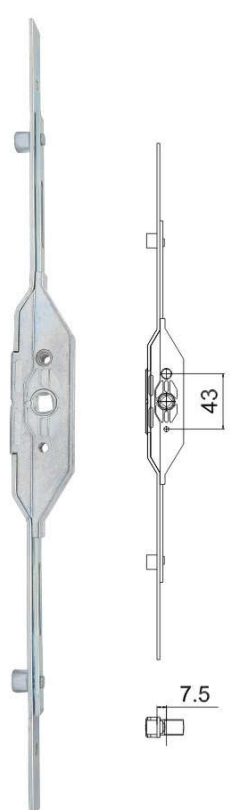
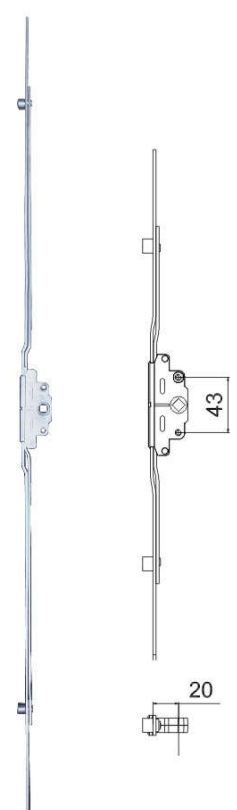


- D - Handle
- Usage : Door
 - Material : Aluminum alloy
 - Surface treatment : Powder coated

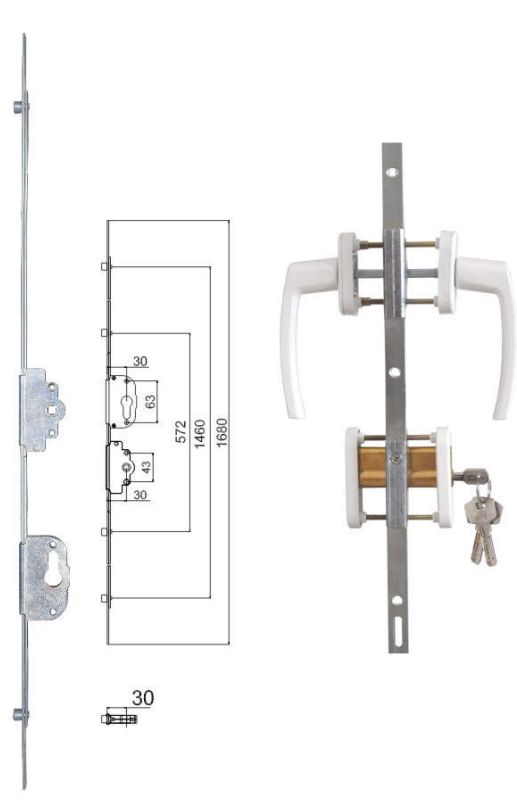
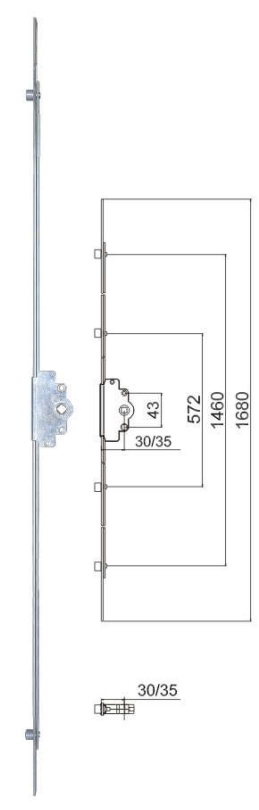
ESPAG ROD

<p>LH-ES01</p>	<p>LH-ES02</p>	<p>LH-EC03</p>
<p>Sliding Espag Rod</p> <ul style="list-style-type: none"> • Backset : 7.5mm • Length : 400mm - 2000mm • Keeper : SK01/SK04 	<p>Sliding Espag Rod</p> <ul style="list-style-type: none"> • Backset : 15mm • Length : 400mm - 2000mm • Keeper : SK01/SK04 	<p>Casement Espag Rod</p> <ul style="list-style-type: none"> • Backset : 18.5mm • Length : 400mm - 2000mm • Keeper : SK02



ESPAG ROD

		
<p>LH-EC04</p>	<p>LH-EC05</p>	<p>LH-EC06</p>
<p>Casement Espag Rod</p> <ul style="list-style-type: none"> • Backset :22mm • Length :400mm-2000mm • Keeper : SK02 	<p>Casement Espag Rod</p> <ul style="list-style-type: none"> • Backset :7.5mm • Length :400mm-2000mm • Keeper : SK02 	<p>Casement Espag Rod</p> <ul style="list-style-type: none"> • Backset :20mm • Length :400mm-2000mm • Keeper : SK02

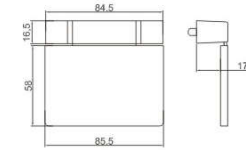
ESPAG ROD

	
<p>LH-ED07</p>	<p>LH-ED08</p>
<p>Casement Espag Rod</p> <ul style="list-style-type: none"> • Backset :30mm • Length :1600mm-2000mm • Keeper : SK03 	<p>Casement Espag Rod</p> <ul style="list-style-type: none"> • Backset :30mm/35mm • Length :600mm-2000mm • Keeper : SK03

DOOR LOCK

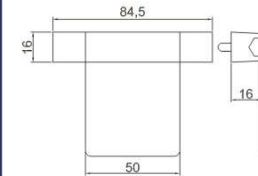


HINGE



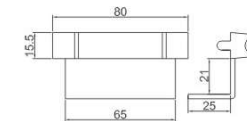
Flat Hinge

- Usage : Window or Door
- Load capacity : 50kg/pair
- Seat material : Aluminum alloy or Zinc alloy
- Surface treatment : Powder coated



Flat Hinge

- Usage : Window
- Load capacity : 40kg/pair
- Seat material : Aluminum alloy or Zinc alloy
- Surface treatment : Powder coated



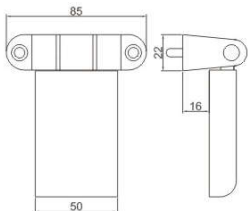
Casement Window Hinge

- Usage : Window
- Load capacity : 40kg/pair
- Seat material : Zinc Alloy
- Surface treatment : Powder coated

HINGE



LH-HG04

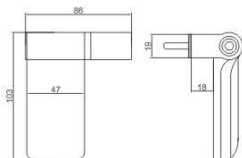


2D Door Hinge

- Usage : Door
- Load capacity : 60kg/pair
- Seat material : Aluminum Alloy
- Surface treatment : Powder coated



LH-HG05

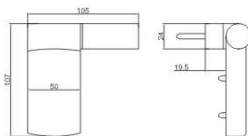


3D Door Hinge(L/R)

- Usage : Door
- Load capacity : 80kg/pair
- Seat material : Zinc
- Surface treatment : Powder coated



LH-HG06



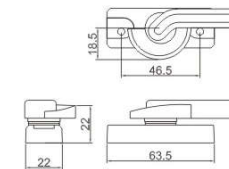
3D Door Hinge

- Usage : Door
- Load capacity : 120kg/pair
- Seat material : Zinc
- Surface treatment : Powder coated

CRESCENT LOCK



LH-CL01

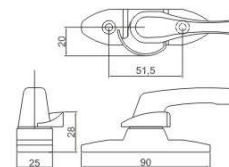


Crescent lock (L/R)

- Usage : Window
- Material : Zinc alloy or Aluminum alloy
- Surface treatment : Powder coated
- Keeper : SK05



LH-CL02

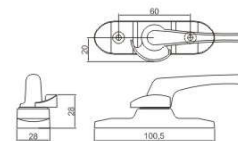


Crescent lock (L/R)

- Usage : Window
- Material : Zinc alloy
- Surface treatment : Powder coated
- Keeper : SK07



LH-CL03

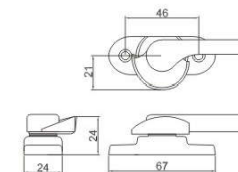


Crescent lock (L/R)

- Usage : Door
- Material : Zinc alloy and Aluminum alloy
- Surface treatment : powder coated
- Keeper : SK07



LH-CL04

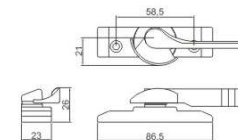


Crescent lock (L/R)

- Usage : Window
- Material : Zinc alloy and Aluminum alloy
- Surface treatment : powder coated
- Keeper: SK06



LH-CL05



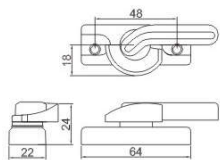
Crescent lock (L/R)

- Usage : Aluminum Window
- Material : Aluminum alloy and Zinc alloy
- Surface treatment : Powder coated

CRESCENT LOCK



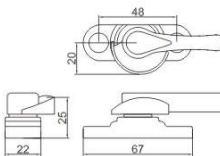
LH-CL06



- Crescent lock (L/R)
- Usage : Window
 - Material : Zinc alloy
 - Surface treatment : Powder coated
 - Keeper : SK06



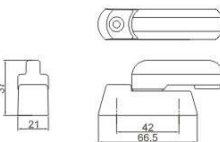
LH-CL07



- Crescent lock (L/R)
- Usage : Window
 - Material : Zinc alloy
 - Surface treatment : Powder coated
 - Keeper : SK06



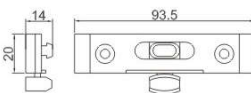
LH-CL08



- T-Lock
- Usage : Window
 - Material : Aluminum alloy
 - Surface treatment : Powder coated



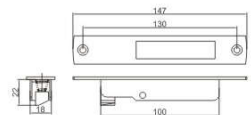
LH-CL09



- Crescent lock (L/R)
- Usage : Window
 - Material : Aluminum alloy and Zinc alloy
 - Surface treatment : Powder coated
 - Keeper : SK04



LH-CL10



- Touch lock (L/R)
- Usage : Window
 - Material : Aluminum alloy and Zinc alloy
 - Surface treatment : powder coated
 - Keeper : SK08

ACCESSORIES

SK01		
SK02		
SK03		
SK04		
SK05		
SK06		
SK07		
SK08		